


# Mobile Slaughter Units: Reports from the Field and Future Directions



**NICHE MEAT PROCESSOR**  
ASSISTANCE NETWORK

September 10, 2013



[www.nichemeatprocessing.org](http://www.nichemeatprocessing.org)

# Callicrate Cattle Co. Mobile Meat Processing Unit

## September 2013




# Renewable Harvest's Original Prototype

## Fall 2012 at Flying B Bar Ranch







240 volt box

The image shows a white mobile meat processing unit. On the left, a grey electrical box is mounted on the side of the unit. The main door of the unit is open, revealing the interior. To the right of the unit, a black metal frame structure is mounted on a trailer. This structure includes a platform with a metal grate floor and a ramp leading up to it. A digital scale is mounted on the side of the frame. The unit is parked on a dirt surface under a cloudy sky.

Movable Kill Box  
Live Weight Scale



## Prewash and Bleed Area



Portable knock box for  
hogs, lambs, and goats

Movable kill box with scale and  
portable cattle handling corral





Jib Hoist swings animal into unit  
and lands on skinning cradle



Hide is pulled as carcass  
is landed on rail



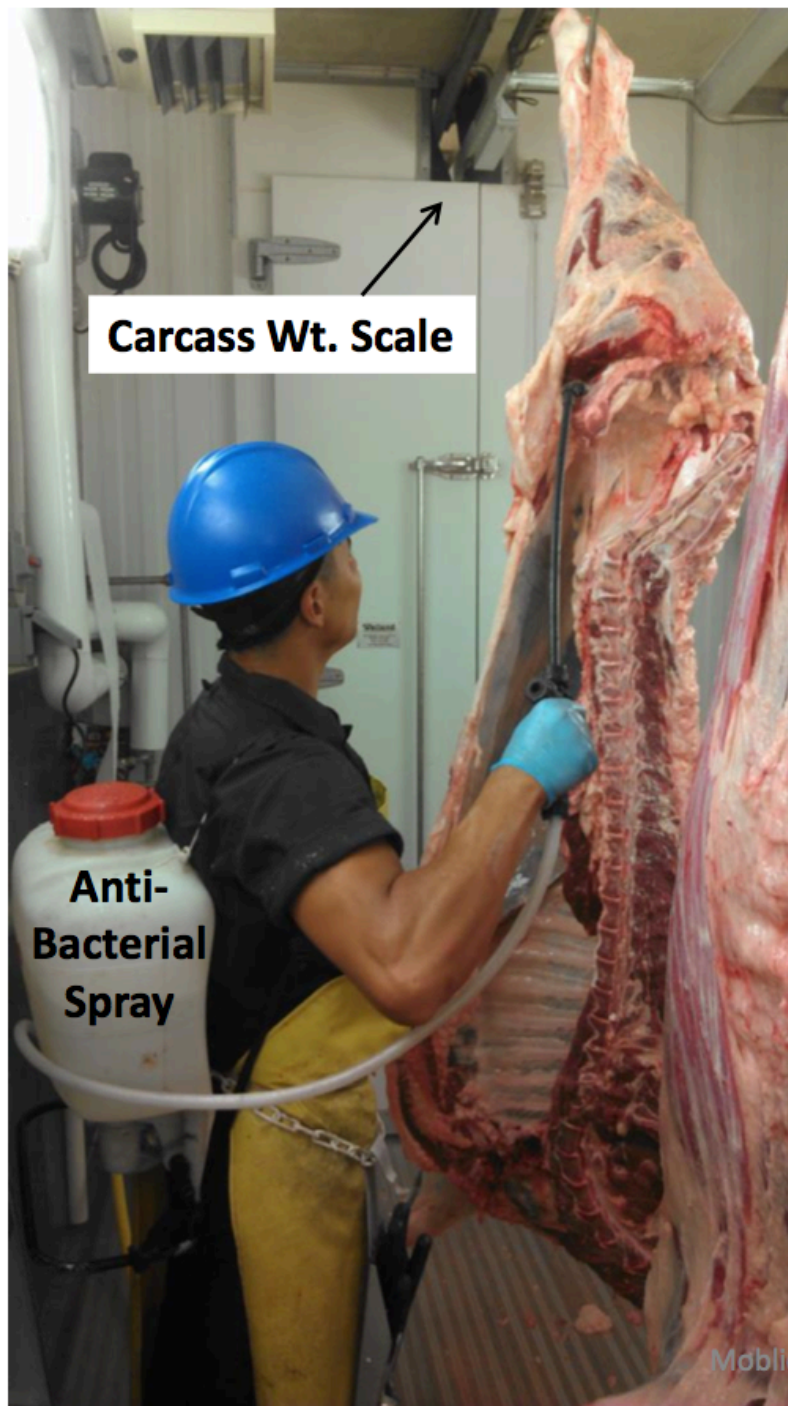




[MoblieMeatProcessing.com](http://MoblieMeatProcessing.com)









**60 ft. semi-trailer** (retrofitted from an IBP Tram Trailer used for hauling half carcasses from small independent plants into IBP's box plants)





**Refrigerated rail trailer transports carcasses from mobile unit to cut plant**





## **Slaughtering animals where they are raised means:**

- More humane treatment**
- Less stress means better quality meat**
- 37% less weight transported to market**
- Slaughter waste becomes valuable soil nutrients**
- Improved efficiencies in labor, water use, etc.**
- Increased rural employment**



**Carcasses from mobile unit are hung for dry aging or cut into primals and boxed.**







## Income and Expense Estimate

Assuming 20 working days per month

Operation is stationary (Docking Station)

Utilities are provided and slaughter waste is handled on site


Slaughter and cooler capacity is 20 beef per day

Assume 10 head per day slaughtered at \$65/hd.	\$650/day
Hide credits at \$40/head	<u>\$400/day</u>
<b>Total Income</b>	<b>\$1050/day</b>

## Costs of operation:

Utilities - \$6.00/hr. at full capacity (estimated)	\$144/day
Labor – 4 people at \$15/hr.	\$480/day
Cost of Ownership - \$300,000 investment (MMPU/Kill Box) (10 yrs. ammo at 7% int. = \$1,100/mo.)	\$60/day
Repairs and Maintenance at \$500/mo.	\$25/day
Supplies at \$500/mo.	<u>\$25/day</u>
<b>Total Expense</b>	<b>\$734/day</b>

# Mobile Slaughter Units: Reports from the Field and Future Directions



**NICHE MEAT PROCESSOR**  
ASSISTANCE NETWORK



September 10, 2013

[www.nichemeatprocessing.org](http://www.nichemeatprocessing.org)